
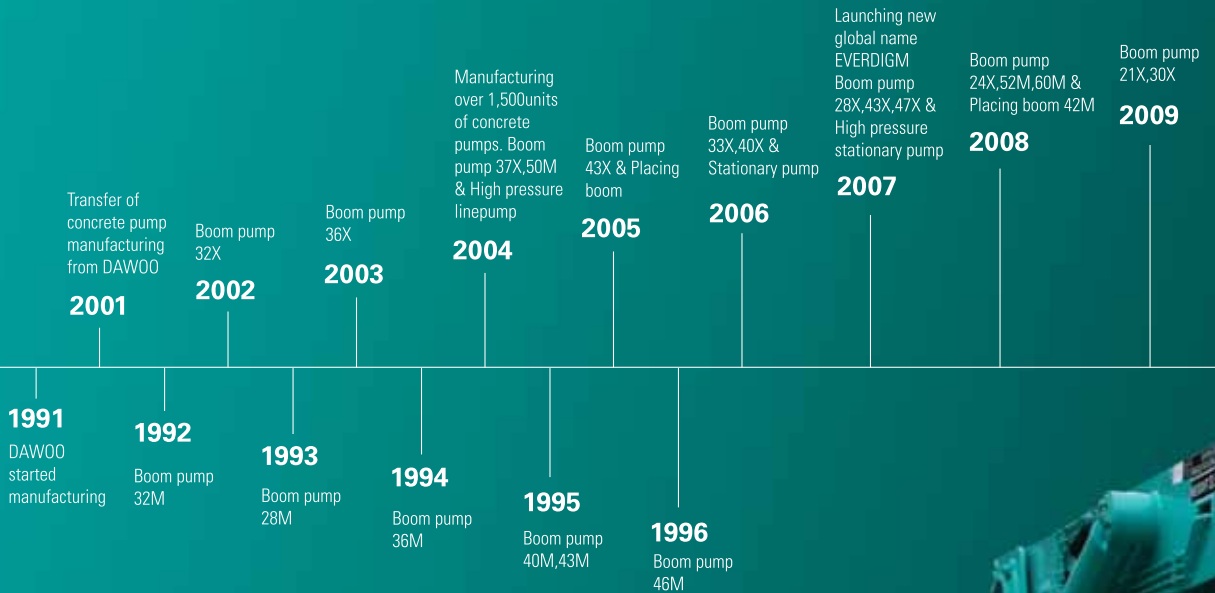


EVERDIGM Concrete Pump

General Catalogue

boom pump
line pump
stationary pump
placing boom





Everlasting Paradigm **EVERDIGM**

EVERDIGM represents our will and desire to be recognized in a broader business field and make headway into the global top market with the best possible technologies backed by a continuous research and development.

The corporate trademark of EVERDIGM represents our will to expand into the world top class along with our customers with the strong motivations represented by the words "Ever-change, Evolution, Advanced Challenge" and the outstanding quality.

Advanced Quality

EVERDIGM will strive to assist customers in becoming the winners in their own business field by providing outstanding products and comprehensive services.

Professionalism

EVERDIGM will strive to impress the customers through continuous efforts, passion, and utmost professionalism.

Real Satisfaction

EVERDIGM will strive to provide advanced values and differentiated experiences through the continuous product and service innovations.

Company Introduction



Everdigm takes turn for more value for customers!

Grown up fast and sound thanks to customer's continuous patronage and dealers' dedication, Everdigm now takes turn for more value for customers. Everdigm green that all its products wear stands for promise to user and environment to be more friendly to all of them. Everdigm has people who understand their duty is standing behind the dealers and customers. Everdigm has products that are designed and manufactured to serve the users to take more value moreover its performance, reliability, and durability. Everdigm take listen to customers and dealers to learn lessen which always encourages Everdigm return the profit to invest to improve its product and to develop better technology. Our green will form a winner circle that dealers and customer can join and enjoy. Providing customer the best value for his money, this is the goal of Everdigm.

CONCRETE PUMP

Boom Pump, Line Pump, Stationary Pump, Placing Boom

TOWER CRANE

Hammer Head Crane, Luffing Crane, Flat-top Crane

FIRE ENGINE

Aerial Rescue Ladder, Aerial Platform, Pumper & Tanker

ATTACHMENT

Hydraulic Breaker, Multi Processor, Mini Crusher, Pulverizer, Multi-purpose Grab, Compactor, Quick Coupler

CRAWLER DRILL

Drilling Rigs, Rock Tools

GENERATOR

Diesel Generator Set

HEAVY EQUIPMENT

Used & Reconditioned Construction Equipment



Build the future

Boom pump
50X

Boom pump
39X, 41X, 52X, 53M

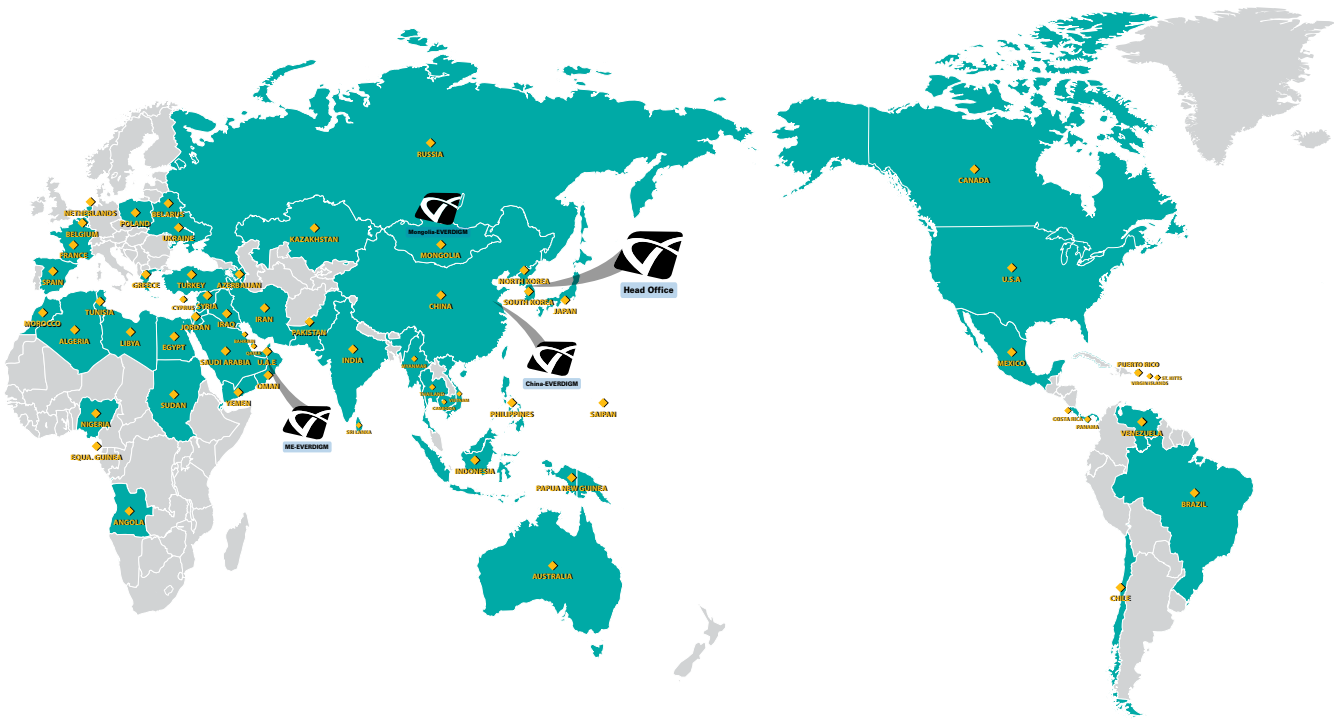
2010

2011

EVERDIGM
Korea

EVERDIGM CONCRETE PUMP Sales Reference

EVERDIGM continues to grow in strength around the world, fueled by market success and innovation and aided by our glob. With a full product range, manufactured, serviced and supported all over the globe, we've got the right machine and the right solution for all your jobs.



Leading Global Business Partner – EVERDIGM

Back in 1991, DAEWOO has started production of concrete pump and served local industry for 10 years obtaining the best reputation. In succession to DAEWOO since 2001, we've manufactured reliable product line ranging from boom pump 24M-60M, line pump, stationary pump and placing boom in the newly expanded 106,777sq.m area of up-to-dated facilities. Utilizing highest level of quality control and manufacturing process, we are offering world class products backed up by on-time responsive service.

Concrete pumps turns into assets by our support at all stages of life cycle from customer's purchasing to commissioning, training and maintenance. We are goal-oriented company and strongly committed to create maximum value from customer's investment by quality, service and performance.



Advanced technology

All our know pulling together to achieve customer's goal is our mission.

Service, support and listening to our customer's necessities are our major commitment.

One-stop service and direct parts supply through worldwide distributors are our pride.

Exquisite craftsmanship with delicate touch inherited from devotion and earnest



High quality large painting booth provides customized color to gratify customer's preferences





Pre-delivery pump and system test is carried out on every unit to assure performance from the initial working days



Before shipment, we make the weight loading test simulating concrete weight in actual pumping operation for 3 consecutive days without exemption on every boom unit



Product Line up

Concrete boom pump
Superior work performance, greater flexibility, versatility, operator friendly



21ZX

Item	Unit	21ZX
Boom		4-section and Z type
Vertical reach	m	20.2
Horizontal reach	m	16.8
Depth reach	m	11.8
Delivery pipe diameter	mm	100
Slewing range	Deg.	+/- 370
Outrigger	Front	X-extension
	Rear	Jack-type



24ZX

Item	Unit	24ZX
Boom		4-section and Z-R type
Vertical reach	m	23.4
Horizontal reach	m	19.8
Depth reach	m	13.7
Delivery pipe diameter	mm	125
Slewing range	Deg.	370
Outrigger	Front	X-extension
	Rear	Jack-type



28ZX

Item	Unit	28ZX
Boom		4-section and Z type
Vertical reach	m	27.6
Horizontal reach	m	23.8
Depth reach	m	17
Delivery pipe diameter	mm	125
Slewing range	Deg.	370
Outrigger	Front	X-extension
	Rear	Jack-type



30ZX

Item	Unit	30ZX
Boom		4-section and Z type
Vertical reach	m	29.2
Horizontal reach	m	25.8
Depth reach	m	18.7
Delivery pipe diameter	mm	125
Slewing range	Deg.	370
Outrigger	Front	X-extension
	Rear	Telescopic T-type



30CX-5

Item	Unit	30CX-5
Boom		5-section and R-Z type
Vertical reach	m	29.5
Horizontal reach	m	25.8
Depth reach	m	19.7
Delivery pipe diameter	mm	100
Slewing range	Deg.	370
Outrigger	Front	X-extension
	Rear	Telescopic T-type



32RS

Item	Unit	32RS
Boom		4-section and Roll type
Vertical reach	m	31.9
Horizontal reach	m	28.2
Depth reach	m	21.1
Delivery pipe diameter	mm	125
Slewing range	Deg.	370
Outrigger	Front	Swing-out type
	Rear	Telescopic T-type



32RX

Item	Unit	32RX
Boom		4-section and Roll type
Vertical reach	m	31.9
Horizontal reach	m	28.2
Depth reach	m	21.1
Delivery pipe diameter	mm	125
Slewing range	Deg.	370
Outrigger	Front	X-extension
	Rear	Swing type



33CX-5

Item	Unit	33CX-5
Boom		5-section and R-Z type
Vertical reach	m	32.6
Horizontal reach	m	28.6
Depth reach	m	21.0
Delivery pipe diameter	mm	125
Slewing range	Deg.	370
Outrigger	Front	X-extension
	Rear	Swing-type



36RX

Item	Unit	36RX
Boom		4-section and Roll type
Vertical reach	m	35.6
Horizontal reach	m	32.0
Depth reach	m	24.1
Delivery pipe diameter	mm	125
Slewing range	Deg.	370
Outrigger	Front	X-extension
	Rear	Swing-type



36ZX

Item	Unit	36ZX
Boom		4-section and Z type
Vertical reach	m	35.5
Horizontal reach	m	31.5
Depth reach	m	23.4
Delivery pipe diameter	mm	125
Slewing range	Deg.	370
Outrigger	Front	X-extension
	Rear	Swing-type



37ZX

Item	Unit	37ZX
Boom		4-section and Z type
Vertical reach	m	36.4
Horizontal reach	m	32.7
Depth reach	m	24.4
Delivery pipe diameter	mm	125
Slewing range	Deg.	370
Outrigger	Front	X-extension
	Rear	Swing-type



39CX-5

Item	Unit	39CX-5
Boom		5-section and R-Z type
Vertical reach	m	38.3
Horizontal reach	m	34.3
Depth reach	m	26.5
Delivery pipe diameter	mm	125
Slewing range	Deg.	360
Outrigger	Front	X-extension type
	Rear	Swing-type



Boom pump

Line pump

Stationary pump

Placing boom



41RX

Item	Unit	41RX
Boom		4-section and Roll type
Vertical reach	m	40.3
Horizontal reach	m	36.3
Depth reach	m	27.2
Delivery pipe diameter	mm	125
Slewing range	Deg.	360
Outrigger	Front	X-extension
	Rear	Swing type



43RX

Item	Unit	43RX
Boom		4-section and Roll type
Vertical reach	m	42.2
Horizontal reach	m	38.2
Depth reach	m	28.7
Delivery pipe diameter	mm	125
Slewing range	Deg.	360
Outrigger	Front	X-extension
	Rear	Swing-type



43CX-5

Item	Unit	43CX-5
Boom		5-section and R-Z type
Vertical reach	m	42.1
Horizontal reach	m	38.1
Depth reach	m	29.8
Delivery pipe diameter	mm	125
Slewing range	Deg.	360
Outrigger	Front	X-extension
	Rear	Swing-type



47CX-5

Item	Unit	47CX-5
Boom		5-section and R-Z type
Vertical reach	m	46.1
Horizontal reach	m	42.1
Depth reach	m	33.3
Delivery pipe diameter	mm	125
Slewing range	Deg.	360
Outrigger	Front	X-extension
	Rear	Swing-type



50CX-5

Item	Unit	50CX-5
Boom		5-section and R-Z type
Vertical reach	m	49.5
Horizontal reach	m	45.2
Depth reach	m	35.5
Delivery pipe diameter	mm	125
Slewing range	Deg.	360
Outrigger	Front	X-extension
	Rear	Swing-type



50CS-5

Item	Unit	50CS-5
Boom		5-section and R-Z type
Vertical reach	m	49.5
Horizontal reach	m	45.3
Depth reach	m	35.5
Delivery pipe diameter	mm	125
Slewing range	Deg.	360
Outrigger	Front	Swing-out type
	Rear	Swing-type



52CX-5

Item	Unit	52CX-5
Boom		5-section and R-Z type
Vertical reach	m	51.3
Horizontal reach	m	47.1
Depth reach	m	37.2
Delivery pipe diameter	mm	125
Slewing range	Deg.	360
Outrigger	Front	X-extension
	Rear	Swing type



53CS-5

Item	Unit	53CS-5
Boom		5-section and R-Z type
Vertical reach	m	52.1
Horizontal reach	m	49.7
Depth reach	m	38
Delivery pipe diameter	mm	125
Slewing range	Deg.	+/- 360
Outrigger	Front	Swing-out type
	Rear	Swing-type



60CS-5

Item	Unit	60CS-5
Boom		5-section and R-Z type
Vertical reach	m	59.3
Horizontal reach	m	55.3
Depth reach	m	40.2
Delivery pipe diameter	mm	125
Slewing range	Deg.	+/- 330
Outrigger	Front	Swing-out type
	Rear	Swing-type





Product Line up

Concrete boom pump
Superior work performance, greater flexibility, versatility, operator friendly

Line pump



Item	Unit	LP570	LP770	LP970	LP1212	LP1115	LP1115HP
Pump Cell		1005	1207	1409	2112	2111	2109 (2111)
Del. Cyl. Stroke / Diameter	mm	1,000 / 180	1,200 / 180	1,400 / 200	2,100 / 200	2,100 / 200	2,100 / 180 (2,100 / 200)
Max. Theo. Concrete Output (Rod/Piston)	m ³ /h	50 / 30	70 / 40	90 / 60	120 / 80	110 / 70	85 / 60 (110 / 70)
Max. Theo. Concrete Pressure (Rod/Piston)	kg/cm ²	65 / 108	65 / 108	71 / 106	115 / 170	150 / 224	190 / 277 (150 / 224)
Max. Theo. Vertical Transfer	m	110	110	110	200	350	400 (350)
Max. Theo. Horizontal Transfer	m	250	250	250	400	500	900 (500)


Stationary pump



Item	Unit	TP570	TP970	TP1012	TP1015	TP1017	TP7200
Pump Cell		1005	1609	2110	2110	2109	2107
Del. Cyl. Stroke / Diameter	mm	1,000 / 180	1,600 / 200	2,100 / 200	2,100 / 200	2,100 / 180	2,100 / 180
Max. Theo. Concrete Output (Rod/Piston)	m ³ /h	50 / 30	90 / 60	100 / 70	100 / 70	85 / 60	65 / 40
Max. Theo. Concrete Pressure (Rod/Piston)	kg/cm ²	65 / 108	71 / 106	120 / 170	150 / 224	190 / 277	188 / 300
Max. Theo. Vertical Transfer	m	110	110	200	350	400	550
Max. Theo. Horizontal Transfer	m	250	250	400	500	900	1,000

Placing boom

Concreting with placing boom for Large section buildings



Item		Unit	PB24	PB28	PB32	PB36	PB42
Articulation no. / Folding type			4Z	4R	4R	4R	3R
Horizontal Reach		m	23.8	28.2	31.9	35.5	41.6
Depth Reach		m	21	24.7	27.5	29.6	27
End hose Length		m	3	3	3	3	3
Boom Length	1st section	mm	6,900	7,745	8,700	3,580+5,920	8,900+11,000
	2nd section	mm	5,600	6,945	7,890	8,600	10,700
	3rd section	mm	5,800	6,945	7,680	8,600	10,000
	4th section	mm	5,450	6,470	7,650	8,600	
Articulation Angle	1st section	deg	93	92	92	82	84
	2nd section	deg	180	180	180	180	180
	3rd section	deg	245	180	180	180	245
	4th section	deg	245	240	250	240	
Rotation Angle		deg	370	370	370	370	360
Mast	Tubular Mast		10mx2	10mx2	10mx2	10mx2	
	External Tower Mast		Option	Option	Option	Option	Option
Delivery Pipe Diameter		mm	125	125	125	125	125
Main Power		V/Hz	380,440 / 50, 60	380,440 / 50, 60	380,440 / 50, 60	380,440 / 50, 60	380,440 / 50, 60
Remote Control	Cable		Standard	Standard	Standard	Standard	Standard
	Radio		Option	Option	Option	Option	Option
Lifting Weight	Boom	kg	4,000	5,000	5,800	5,250	5,000
	Pedestal (incl. frame)	kg	2,500	2,900(400)	3,100(600)	6,250(1,300)	14,500(3,500)
	Concrete Balance			2,100x1	2,100x3	3,000x4	3,500x3



We love to share our experience to help your business

Advanced Quality

EVERDIGM will strive to assist customers in becoming the winners in their own business field by providing outstanding products and comprehensive services.

Professionalism

EVERDIGM will strive to impress the customers through continuous efforts, passion, and utmost professionalism.

Real Satisfaction

EVERDIGM will strive to provide advanced values and differentiated experiences through the continuous product and service innovations.

Marketing and promotion

There for you, promotion provider.

Our machines give their all, and not just on job sites around the world. you can also experience the combined power of EVERDIGM at international exhibitions, and periodical advertisement on international magazines. The strong brands of EVERDIGM is continually developing new technologies.

Customer focus is our first priority

EVERDIGM well-organized marketing team helps promoting success of all distributors.

Visual materials

designed and brought out by specialist design marketing team and provided to distributors.

Partnership that you can depend on

we will help you find solutions for your individual marketing project requirements.



Marketing and promotion



◎ Parts, service, and training

After-sales services – a perfect concept keep going.

The delivery of a machine marks the beginning of a long-standing service partnership. Our customer satisfaction team of EVERDIGM service experts is always there to help with any questions concerning the machine and its operation. Ensuring your long-term success with machines from EVERDIGM is a matter of particular concern to us. Qualified training of machine operators and the specialized knowledge required for servicing and maintenance are prerequisites when it comes to ensuring optimum, long-term utilization of our machines. EVERDIGM offers the opportunity of training your expert personnel through in-depth training courses.

EVERDIGM Original Parts

high-quality spare parts and wearing parts for your machines directly from the manufacturer.

Practical, consistent and clever information systems

on everything to do with EVERDIGM product portfolio.

Experienced specialists from EVERDIGM

offer comprehensive applications consulting in the project planning stage, during execution, and also after completion of the project. If required.



Parts, service, and training





www.everdigm.com

* Specifications contained in the catalogue may be changed without prior notice for improvement of quality and performance.

VOL.14

 EVERDIGM Corp. Printed in Korea

Distributed by

Head Office & Factory

332-3, Janggywan-ri, Jincheon-eub, Chungcheongbuk-do, Korea
Tel. +82-43-530-3300 Fax. +82-530-3429

Sales & Marketing Office

#1203, Woolim Lion's Valley 2, 680, Gasan-Dong, Gaumcheon-Bu, Seoul, Korea
Tel. +82-2-801-0800 Fax. +82-2-801-0899

