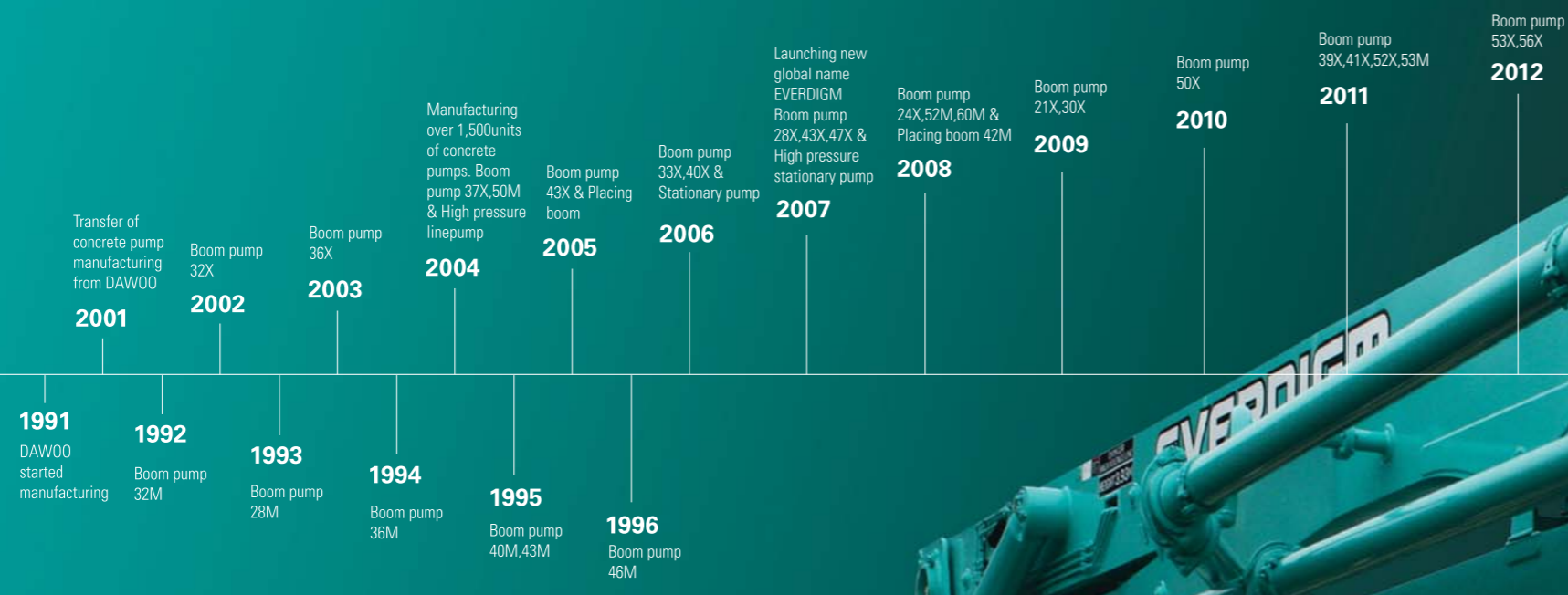


EVERDIGM Concrete Pump

General Catalogue

- boom pump
- line pump
- stationary pump
- placing boom





Everlasting Paradigm EVERDIGIM

EVERDIGIM represents our will and desire to be recognized in a broader business field and make headway into the global top market with the best possible technologies backed by a continuous research and development. The corporate trademark of EVERDIGIM represents our will to expand into the world top class along with our customers with the strong motivations represented by the words "Ever-change, Evolution, Advanced Challenge" and the outstanding quality.

Advanced Quality

EVERDIGIM will strive to assist customers in becoming the winners in their own business field by providing outstanding products and comprehensive services.

Professionalism

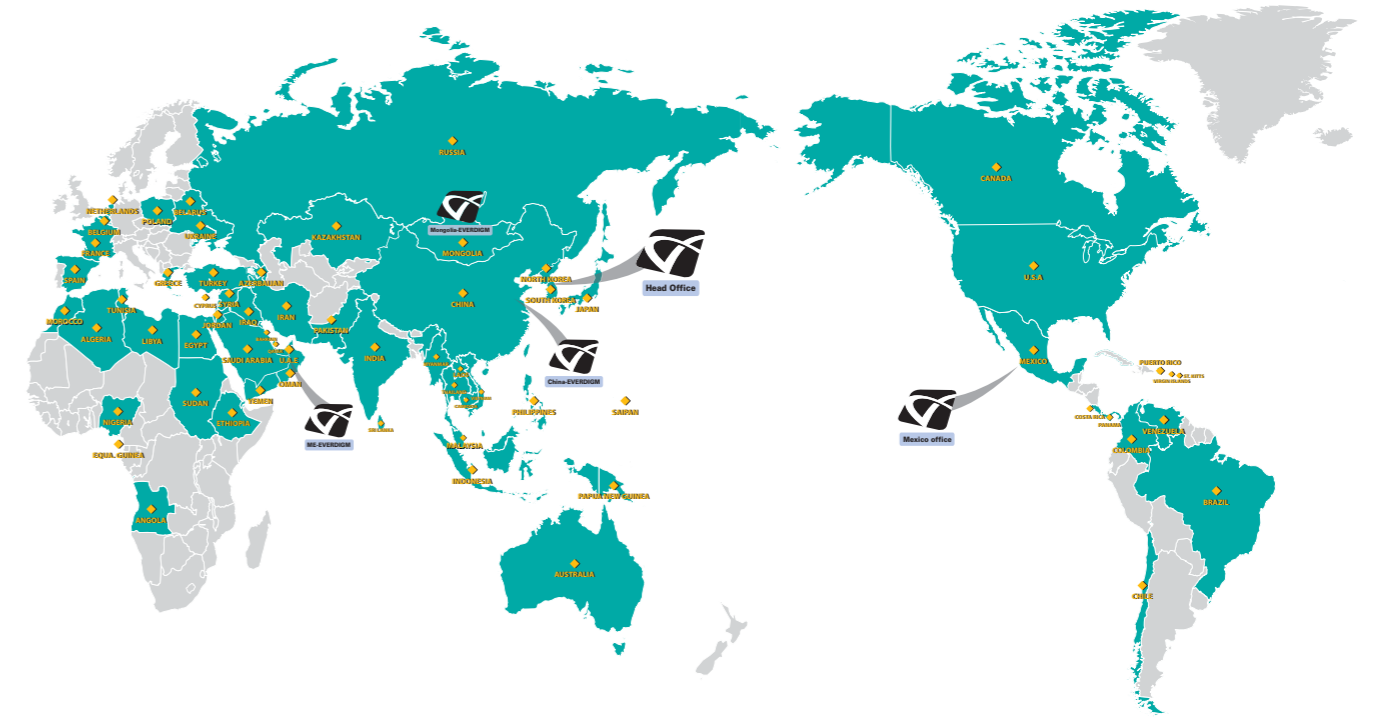
EVERDIGIM will strive to impress the customers through continuous efforts, passion, and utmost professionalism.

Real Satisfaction

EVERDIGIM will strive to provide advanced values and differentiated experiences through the continuous product and service innovations.

EVERDIGIM CONCRETE PUMP Sales Reference

EVERDIGIM continues to grow in strength around the world, fueled by market success and innovation and aided by our glob. With a full product range, manufactured, serviced and supported all over the globe, we've got the right machine and the right solution for all your jobs.



Company Introduction



Everdigim takes turn for more value for customers!

Grown up fast and sound thanks to customer's continuous patronage and dealers' dedication, Everdigim now takes turn for more value for customers. Everdigim green that all its products wear stands for promise to user and environment to be more friendly to all of them. Everdigim has people who understand their duty is standing behind the dealers and customers. Everdigim has products that are designed and manufactured to serve the users to take more value moreover its performance, reliability, and durability. Everdigim take listen to customers and dealers to learn lessen which always encourages Everdigim return the profit to invest to improve its product and to develop better technology. Our green will form a winner circle that dealers and customer can join and enjoy. Providing customer the best value for his money, this is the goal of Everdigim.

- CONCRETE PUMP**
Boom Pump, Line Pump, Stationary Pump, Placing Boom
- TOWER CRANE**
Hammer Head Crane, Luffing Crane, Flat-top Crane
- FIRE ENGINE**
Aerial Rescue Ladder, Aerial Platform, Pumper & Tanker
- ATTACHMENT**
Hydraulic Breaker, Multi Processor, Mini Crusher, Pulverizer, Multi-purpose Grab, Compactor, Quick Coupler
- CRAWLER DRILL**
Drilling Rigs, Rock Tools
- GENERATOR**
Diesel Generator Set
- HEAVY EQUIPMENT**
Used & Reconditioned Construction Equipment

Leading Global Business Partner – EVERDIGM

Back in 1991, DAEWOO has started production of concrete pump and served local industry for 10 years obtaining the best reputation. In succession to DAEWOO since 2001, we've manufactured reliable product line ranging from boom pump 24M-60M, line pump, stationary pump and placing boom in the newly expanded 106,894 sqm area of up-to-dated facilities. Utilizing highest level of quality control and manufacturing process, we are offering world class products backed up by on-time responsive service.

Concrete pumps turns into assets by our support at all stages of life cycle from customer's purchasing to commissioning, training and maintenance. We are goal-oriented company and strongly committed to create maximum value from customer's investment by quality, service and performance.



Advanced technology

All our know pulling together to achieve customer's goal is our mission.
 Service, support and listening to our customer's necessities are our major commitment.
 One-stop service and direct parts supply through worldwide distributors are our pride.



Pre-delivery pump and system test is carried out on every unit to assure performance from the initial working days

Exquisite craftsmanship with delicate touch inherited from devotion and earnest

High quality large painting booth provides customized color to gratify customer's preferences

Before shipment, we make the weight loading test simulating concrete weight in actual pumping operation for 3 consecutive days without exemption on every boom unit





Product Line up

Concrete boom pump
Superior work performance, greater flexibility, versatility, operator friendly



Boom pump
Line pump
Stationary pump
Placing boom



21ZX

Item	Unit	21ZX
Boom		4-section and Z type
Vertical reach	m	20.2
Horizontal reach	m	16.8
Depth reach	m	11.8
Unfolding height	m	5
Slewing range	Deg.	360
Outrigger	Front	X-extension
	Rear	Jack-type



24ZX

Item	Unit	24ZX
Boom		4-section and Z-R type
Vertical reach	m	23.4
Horizontal reach	m	19.8
Depth reach	m	13.7
Unfolding height	m	5.5
Slewing range	Deg.	370
Outrigger	Front	X-extension
	Rear	Jack-type



28ZX

Item	Unit	28ZX
Boom		4-section and Z type
Vertical reach	m	27.6
Horizontal reach	m	23.8
Depth reach	m	17
Unfolding height	m	6.5
Slewing range	Deg.	370
Outrigger	Front	X-extension
	Rear	Jack-type



39CX-5

Item	Unit	39CX-5
Boom		5-section and Z-R type
Vertical reach	m	38.3
Horizontal reach	m	34.3
Depth reach	m	26.5
Unfolding height	m	8
Slewing range	Deg.	360
Outrigger	Front	X-extension
	Rear	Swing-type



42RX

Item	Unit	42RX
Boom		4-section and R type
Vertical reach	m	41.2
Horizontal reach	m	37.2
Depth reach	m	27.9
Unfolding height	m	9.4
Slewing range	Deg.	360
Outrigger	Front	X-extension
	Rear	Swing type



42CX-5

Item	Unit	42CX-5
Boom		5-section Z-R type
Vertical reach	m	41.3
Horizontal reach	m	36.7
Depth reach	m	28.7
Unfolding height	m	8.3
Slewing range	Deg.	360
Outrigger	Front	X-extension
	Rear	Swing-type



30ZX

Item	Unit	30ZX
Boom		4-section and Z type
Vertical reach	m	29.2
Horizontal reach	m	25.8
Depth reach	m	18.7
Unfolding height	m	7.5
Slewing range	Deg.	370
Outrigger	Front	X-extension
	Rear	Telescopic T-type



32RS

Item	Unit	32RS
Boom		4-section and Roll type
Vertical reach	m	31.9
Horizontal reach	m	28.2
Depth reach	m	21.1
Unfolding height	m	8
Slewing range	Deg.	370
Outrigger	Front	Swing-out type
	Rear	Telescopic T-type



32RX

Item	Unit	32RX
Boom		4-section and Roll type
Vertical reach	m	31.9
Horizontal reach	m	28.2
Depth reach	m	21.1
Unfolding height	m	8
Slewing range	Deg.	370
Outrigger	Front	X-extension
	Rear	Swing type



43CX-5

Item	Unit	43CX-5
Boom		5-section and R-Z type
Vertical reach	m	42.1
Horizontal reach	m	38.1
Depth reach	m	29.8
Unfolding height	m	9
Slewing range	Deg.	360
Outrigger	Front	X-extension
	Rear	Swing-type



47CX-5

Item	Unit	47CX-5
Boom		5-section and R-Z type
Vertical reach	m	46.1
Horizontal reach	m	42.1
Depth reach	m	33.3
Unfolding height	m	9.5
Slewing range	Deg.	360
Outrigger	Front	X-extension
	Rear	Swing-type



50CX-5

Item	Unit	50CX-5
Boom		5-section and R-Z type
Vertical reach	m	49.5
Horizontal reach	m	45.2
Depth reach	m	35.5
Unfolding height	m	10.5
Slewing range	Deg.	360
Outrigger	Front	X-extension
	Rear	Swing-type



33CX-5

Item	Unit	33CX-5
Boom		5-section and RZ type
Vertical reach	m	32.6
Horizontal reach	m	28.6
Depth reach	m	21.0
Unfolding height	m	6.5
Slewing range	Deg.	370
Outrigger	Front	X-extension
	Rear	Swing-type



36RX

Item	Unit	36RX
Boom		4-section and Roll type
Vertical reach	m	35.6
Horizontal reach	m	32.0
Depth reach	m	24.1
Unfolding height	m	8.3
Slewing range	Deg.	370
Outrigger	Front	X-extension
	Rear	Swing-type



36ZX

Item	Unit	36ZX
Boom		4-section and Z type
Vertical reach	m	35.5
Horizontal reach	m	31.5
Depth reach	m	23.4
Unfolding height	m	8.4
Slewing range	Deg.	370
Outrigger	Front	X-extension
	Rear	Swing-type



53CX-5

Item	Unit	53CX-5
Boom		5-section R-Z type
Vertical reach	m	52.2
Horizontal reach	m	47.9
Depth reach	m	38
Unfolding height	m	11.5
Slewing range	Deg.	360
Outrigger	Front	X-extension
	Rear	Swing-type



53CS-5

Item	Unit	53CS-5
Boom		5-section and R-Z type
Vertical reach	m	52.1
Horizontal reach	m	47.9
Depth reach	m	38
Unfolding height	m	11.5
Slewing range	Deg.	360
Outrigger	Front	Swing-type
	Rear	Swing-type



56CX-5

Item	Unit	56CX-5
Boom		5-section R-Z type
Vertical reach	m	55.5
Horizontal reach	m	51.2
Depth reach	m	40.1
Unfolding height	m	12.2
Slewing range	Deg.	360
Outrigger	Front	X-extension
	Rear	Swing-type



37ZX

Item	Unit	37ZX
Boom		4-section and Z type
Vertical reach	m	36.4
Horizontal reach	m	32.7
Depth reach	m	24.4
Unfolding height	m	8.7
Slewing range	Deg.	370
Outrigger	Front	X-extension
	Rear	Swing-type



37CX-5

Item	Unit	37CX-5
Boom		5-section and ZR type
Vertical reach	m	36.4
Horizontal reach	m	32.7
Depth reach	m	24.4
Unfolding height	m	7.8
Slewing range	Deg.	370
Outrigger	Front	X-extension
	Rear	Swing type



38ZX

Item	Unit	38ZX
Boom		4-section and Z type
Vertical reach	m	37.5
Horizontal reach	m	33.5
Depth reach	m	25.3
Unfolding height	m	8.7
Slewing range	Deg.	370
Outrigger	Front	X-extension
	Rear	Swing-type



56CS-5 / 6

Item	Unit	56CS-5 / 6
Boom		5/6 section R-Z type
Vertical reach	m	55.5
Horizontal reach	m	51.2
Depth reach	m	40.1
Unfolding height	m	12.2
Slewing range	Deg.	360
Outrigger	Front	Swing-type
	Rear	Swing-type



60CS-5

Item	Unit	60CS-5
Boom		5-section and R-Z type
Vertical reach	m	59.3
Horizontal reach	m	55.3
Depth reach	m	40.2
Unfolding height	m	12.5
Slewing range	Deg.	360
Outrigger	Front	Swing-type
	Rear	Swing-type



63CS-5

Item	Unit	63CS-5
Boom		5-section and R-Z type
Vertical reach	m	62.3
Horizontal reach	m	58.3
Depth reach	m	45.6
Unfolding height	m	13
Slewing range	Deg.	370
Outrigger	Front	Swing-type
	Rear	Swing-type



Product Line up

Concrete boom pump
Superior work performance, greater flexibility, versatility, operator friendly



- Boom pump
- Line pump
- Stationary pump
- Placing boom

Line pump



Item	Unit	LP970	LP1212	LP1112	LP1115	LP1115HP
Pump Cell		1409	2112	2111	2111	2110 (2109)
Del. Cyl. Stroke / Diameter	mm	1,400 / 200	2,100 / 200	2100 / 200	2,100 / 200	2,100 / 200 (2,100 / 180)
Max.Theo. Concrete Output (Rod/Piston)	m ³ /h	90 / 60	120 / 80	110 / 70	110 / 70	110 / 70 (85 / 60)
Max.Theo. Concrete Pressure (Rod/Piston)	kg/cm ²	71 / 106	115 / 170	116 / 172	150 / 220	150 / 220 (190 / 277)
Max.Theo. Vertical Transfer	m	114/194	171 / 255	171 / 255	309 / 453	309 / 453
Max.Theo. Horizontal Transfer	m	231 / 350	295 / 438	295 / 438	576 / 842	576 / 842
Engine Output	kW	Chassis Engine	Chassis Engine	223	Chassis Engine	432 or 478

Placing boom

Concreting with placing boom for High-rise buildings



Stationary pump



Item	Unit	TP490	TP570	TP970	TP1009	TP1012	TP1015	TP1017	TP7200
Pump Cell		1004	1005	1609	2110	2110	2110	2109	2107
Del. Cyl. Stroke / Diameter	mm	1000 / 150	1,000 / 180	1,600 / 200	2,100 / 200	2,100 / 200	2,100 / 200	2,100 / 180	2,100 / 180
Max.Theo. Concrete Output (Rod/Piston)	m ³ /h	n.a. / 40	50 / 30	90 / 60	109 / 68	100 / 70	100 / 70	85 / 60	65 / 40
Max.Theo. Concrete Pressure (Rod/Piston)	kg/cm ²	n.a. / 85	65 / 108	71 / 106	92 / 148	120 / 170	150 / 220	190 / 277	188 / 300
Max.Theo. Vertical Transfer	m	n.a. / 130	114 / 194	114 / 194	136 / 218	171 / 255	217 / 317	309 / 453	350 / 550
Max.Theo. Horizontal Transfer	m	n.a. / 250	231 / 350	231 / 350	257 / 385	295 / 438	360 / 527	576 / 842	730 / 1170
Engine Output	kW	80	85	115 or 151	213	294	294 or 397	397 or 432	470 or 478

ITEM	UNIT	PB24	PB28	PB30	PB32CL*		PB36CL*	PB42	
Articulation no. / Folding type		4Z	4R	3R	4R	4Z	4R	3R	
Horizontal Reach	m	23.8	28.2	29.5	31.9	31.5	35.5	41.6	
Depth Reach	m	21	24.7	22.7	27.5	27.4	29.6	27	
Boom length	1st	mm	6,900	7,745	10,800	8,700	8,850	9,500	19,900
	2nd	mm	5,600	6,945	9,700	7,890	7,550	8,600	10,700
	3rd	mm	5,800	6,945	9,000	7,680	7,750	8,600	10,000
	4th	mm	5,450	6,470	n.a.	7,700	7,300	8,600	n.a.
Articulation Angle	1st	deg	93	90	90	92	90	80	84
	2nd	deg	180	180	180	180	180	180	180
	3rd	deg	245	180	240	180	245	180	248
	4th	deg	245	240	n.a.	250	256	240	n.a.
Rotating angle	deg	370	370	370	370	370	370	360	
Mast	Tubula Mast		10mx2	10mx2	10mx2	10mx2	10mx2	10mx2	n.a.
	Tower mast		Option	Option	Option	Option	Option	Option	Option
Delivery Pipe Diameter	mm	125	125	125	125	125	125	125	
Remote Control	Wire		Standard	Standard	Standard	Standard	Standard	Standard	Standard
	Wireless		Option	Option	Option	Option	Option	Option	Option
Lifting Weight	Boom	kg	4,000	5,000	5,000	5,800	5,900	5,250	5,000
	Pedestal (incl. frame)		3,000	3,000	3,000	3,000	3,000	5,200	14,500

*CL : Counter weight - Less



We
love to share our experience to help your business

Advanced Quality

EVERDIGM will strive to assist customers in becoming the winners in their own business field by providing outstanding products and comprehensive services.

Real Satisfaction

EVERDIGM will strive to provide advanced values and differentiated experiences through the continuous product and service innovations.

Professionalism

EVERDIGM will strive to impress the customers through continuous efforts, passion, and utmost professionalism.



● **Marketing and promotion**

There for you, promotion provider.

Our machines give their all, and not just on job sites around the world. you can also experience the combined power of EVERDIGM at international exhibitions, and periodical advertisement on international magazines. The strong brands of EVERDIGM is continually developing new technologies.

Customer focus is our first priority

EVERDIGM well-organized marketing team helps promoting success of all distributors.

Visual materials

designed and brought out by specialist design marketing team and provided to distributors.

Partnership that you can depend on

we will help you find solutions for your individual marketing project requirements.

● **Parts, service, and training**

After-sales services – a perfect concept keep going.

The delivery of a machine marks the beginning of a long-standing service partnership. Our customer satisfaction team of EVERDIGM service experts is always there to help with any questions concerning the machine and its operation. Ensuring your long-term success with machines from EVERDIGM is a matter of particular concern to us. Qualified training of machine operators and the specialized knowledge required for servicing and maintenance are prerequisites when it comes to ensuring optimum, long-term utilization of our machines. EVERDIGM offers the opportunity of training your expert personnel through in-depth training courses.

EVERDIGM Original Parts


high-quality spare parts and wearing parts for your machines directly from the manufacturer.

Practical, consistent and clever information systems

on everything to do with EVERDIGM product portfolio.

Experienced specialists from EVERDIGM

offer comprehensive applications consulting in the project planning stage, during execution, and also after completion of the project. If required.





www.everdigm.com

* Specifications contained in the catalogue may be changed without prior notice for improvement of quality and performance.

VOL.15

© EVERDIGM Corp. Printed in Korea

Distributed by

Head Office & Factory

332-3, Janggwan-ri, Jincheon-eub, Chungcheongbuk-do, Korea
Tel_+82-43-530-3300 Fax_+82-530-3429

Sales & Marketing Office

#1203, Woolim Lion's Valley 2, 680, Gasan-Dong, Geumcheon-Gu, Seoul, Korea
Tel_+82-2-801-0800 Fax_+82-2-801-0899

