



Watching Video

Concrete Pumps / Boom Pumps

# ECP36RX

## Boom Type

4 section R folding

## Vertical Reach

36m

## Horizontal Reach

32m

## Depth Reach

24.1m

## Delivery Pipe Diameter

125mm

## Slewing Range

370°

## Outrigger

Diagonal extension (Front)

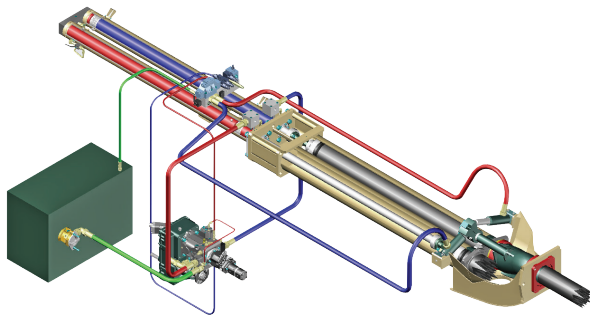
Swing-type (Rear)



**EVERDIGM**

# FFH SYSTEM (Free Flow Hydraulic)

This type of FFH Hydraulic Pressurized Systems combined with **Rexroth**<sup>®</sup> pumps and **Hawe**<sup>®</sup> boom control block is widely recognized to all over the world due to efficiency and stability. Currently Everdigm Pumps are applying these systems for longtime and widely known and also proven the products to everyone. Based on these facts FFH systems are used all over the world and mostly welcomed. Efficient pumps, less boom bouncing and less noise for while it operates. As above all, these reasons they are providing comfortable working area.



## FEATURES

### PUMPING UNIT

- \_\_\_\_\_ Closed-loop Free Flow Hydraulic System
- \_\_\_\_\_ Inductive Proximity Switch and Indicator
- \_\_\_\_\_ Single Lip Concrete Piston
- \_\_\_\_\_ Hard-Chromed Concrete Cylinder

### BOOM & STRUCTURE

- \_\_\_\_\_ 4 Stage R-Folding Boom
- \_\_\_\_\_ Diagonal Extension Front Outrigger (One Stage)
- \_\_\_\_\_ Swing Rear Outrigger (One Stage)
- \_\_\_\_\_ Outrigger Pilot Check Valves
- \_\_\_\_\_ Rack Gear Cylinder Type Boom Slewing
- \_\_\_\_\_ High Pressure End Hose (3m)
- \_\_\_\_\_ Boom & Deck Pipe Diameter 125mm
- \_\_\_\_\_ Greasing Port on Boom Link and Pedestal
- \_\_\_\_\_ Bubble Gauge on Both Side
- \_\_\_\_\_ Water Pump, Water Tank, Cleaning Hose and Spray Nozzle
- \_\_\_\_\_ Working Light on Pedestal and Platform

### HOPPER

- \_\_\_\_\_ Easy Clean Type Hopper
- \_\_\_\_\_ Hi-Manganese Agitating Paddle
- \_\_\_\_\_ 600 Liter Volume Hopper
- \_\_\_\_\_ Hopper Outlet Diameter 180mm
- \_\_\_\_\_ S2018 Type S-tube (Dia.200-180mm)
- \_\_\_\_\_ Flap Elbow (Dia.180-150mm) with Cleaning Port
- \_\_\_\_\_ Reducing Pipe (150-125mm)
- \_\_\_\_\_ Tungsten Carbide Wear Ring and Plate
- \_\_\_\_\_ Hydraulic Agitator Motors on Both Side Hopper
- \_\_\_\_\_ Auto Lubrication
- \_\_\_\_\_ Working Light on Hopper

- \_\_\_\_\_ Direct connecting main pump and hydraulic cylinders improve pumping efficiency
- \_\_\_\_\_ Less peak pressure & less boom bouncing by peak pressure control
- \_\_\_\_\_ No need of big oil tank
- \_\_\_\_\_ Cut down maintenance cost
- \_\_\_\_\_ Applying suction filter
- \_\_\_\_\_ Prevent contamination in main pump
- \_\_\_\_\_ Centralized pumping controller
- \_\_\_\_\_ Easy access and maintenance

### CONTROL KIT

- \_\_\_\_\_ Wire Remote Control (40m Cord)
- \_\_\_\_\_ Wireless Remote Control (Proportional)
- \_\_\_\_\_ Remote ON/OFF Pumping
- \_\_\_\_\_ Remote ON/FF Engine
- \_\_\_\_\_ Infinite Variable RPM Control
- \_\_\_\_\_ Boom Control Block
- \_\_\_\_\_ Outrigger Control Block on Both Side
- \_\_\_\_\_ Emergency Stop Switch
- \_\_\_\_\_ Electric Main Control Panel and Local Controller
- \_\_\_\_\_ Pneumatic Solenoid Valve Type PTO Control
- \_\_\_\_\_ Stroke Changeover Switch

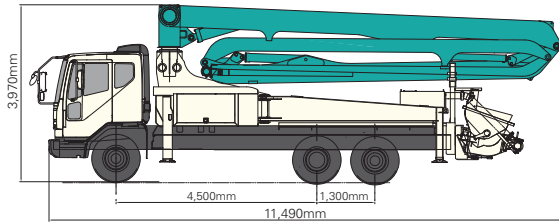
### OPTIONAL

- |           |   |
|-----------|---|
|           | _____ Twin Wall Pipe                                  |
| Boom      | _____ Auto Lubrication                                |
|           | _____ Working Light                                   |
| Outrigger | _____ Outrigger Pads and Compartment                  |
|           | _____ Pipe Storage Bracket on One Side Rear Outrigger |
| Hopper    | _____ Cover   |
|           | _____ Safety Device                                   |
|           | _____ Central Manual Lubrication                      |
|           | _____ Vibrator  |
| Platform  | _____ Aluminum Platform                               |
|           | _____ Handrail on Rear Step                           |
|           | _____ Spare Tire Storage Bracket                      |
| Paint     | _____ Customized Color                                |

Note) For more optional item not mentioned above please consult the manufacture.

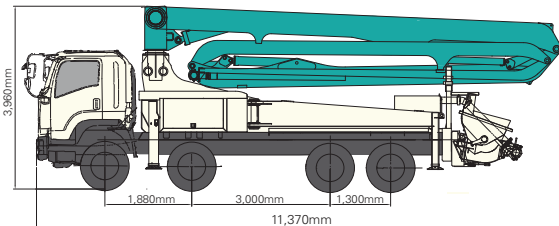
# SPECIFICATIONS

## DIMENSIONS



Front Axle Loading Weight 6,400kg

Rear Axles Loading Weight 18,600kg

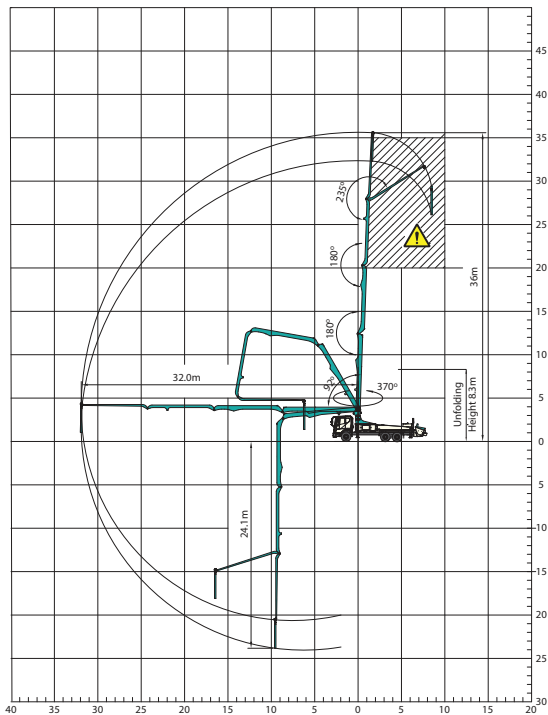


Front Axles Loading Weight 10,400kg

Rear Axles Loading Weight 16,000kg

\* Weight and dimension figures here are subject to change on various chassis option and additional axle application etc.

## WORKING RANGE



⚠ Don't use in caution area

UNIT : m

## PUMP

Pump Cell	2113	2114	2116
Control System	Closed Free Flow Hydraulic		
Main Pump	A4VG125	A4VG180	A4VG125x2
Concrete Cylinder (mm)	Dia. 230	230	230
	Stroke 2,100	2,100	2,100
Drive Cylinder (mm)	Dia. 120	130	140
	Stroke 2,100	2,100	2,100
Theoretical Concrete Output (m <sup>3</sup> /h)	130	140	160
Theoretical Concrete	54	70	85
Pressure (bar)			
Stroke No.(perminute)	24	26	30
Transfer Tube Type	S-Tube, S2018 (Dia. 200-180mm)		
Volume of Hopper (liter)	600	600	600

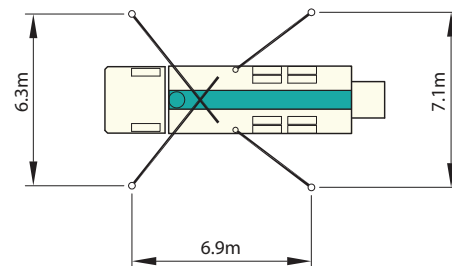
## BOOM

Folding Type	4 Stage R-folding
Slewing Angle	370deg.
Max. Vertical Reach	36m
Max. Horizontal Reach	32m
Max. Depth Reach	24.1m (incl. End Hose 3m)
Unfolding Height	8.3m
End Hose Length	3m
Delivery Pipe Dia.	125mm

## OUTRIGGER

Front Outrigger	One Stage Diagonal Extension Full Spread Width 6.3m
Rear Outrigger Type	One Stage Swing-out Full Spread Width 7.1m

## OUTRIGGER SPREAD



Note) Technical amendments are reserved. The specifications are subject to change with or without prior notice.

# EVERDIGM

EVERDIGM is large sized company with \$250M turnover providing customers across the world with its quality products. EVERDIGM has been working and growing based on the platform of advanced quality, professionalism and real satisfaction. Standing behind the customers taking responsibility at all stage its product life cycle is EVERDIGM's commitment.



## Build the Future

The spirit, "build the future", enables EVERDIGM to make a remarkable growth over 80 countries now. EVERDIGM offers the best value concrete pump which is key to build the brighter future for dealers and customers.

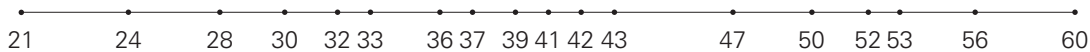
## Concrete Pump

- Free Flow Hydraulic System
- Boom Pump Ranging from 21M to 60M
- Placing Boom of Various Design
- High Pressure Trailer and Line Pump



### Truck Mounted Boom Pump Line-up (Max. Vertical Reach)

Unit : m



### Trailer Pump Line-up (Max. Concrete Pressure)

Unit : bar



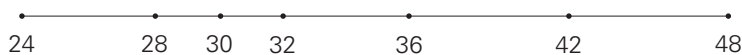
### Line Pump Line-up (Max. Concrete Pressure)

Unit : bar



### Placing Boom Line-up (Max. Horizontal Reach)

Unit : m



Distributed by

**Head Office & Factory**  
332-3, Janggwan-Ri, Jincheon-Eub, Chungcheongbuk-Do, Korea  
Tel\_+82-43-530-3300 Fax\_+82-43-530-3429

**Sales & Marketing Office**  
Room #1203, Woolim Lion's Valley 2, 680, Gasan-Dong, Geumcheon-Gu, Seoul, Korea  
Tel\_+82-2-801-0800 Fax\_+82-2-801-0899

@EVERDIGM Corp. Printed in Korea

