



Watching Video

Concrete Pumps / Boom Pumps

ECP30ZX

Boom Type

4 section Z folding

Vertical Reach

30m

Horizontal Reach

25.8m

Depth Reach

18.7m

Delivery Pipe Diameter

125mm

Slewing Range

370°

Outrigger

Diagonal extension (Front)

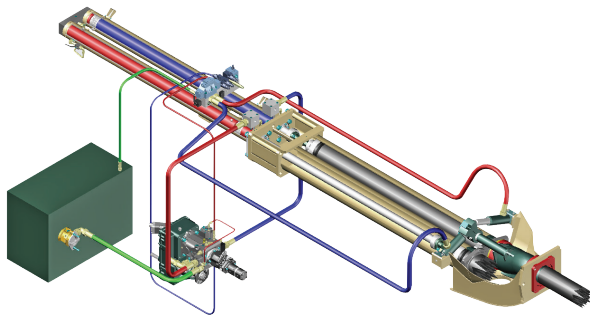
Telescopic (Rear)



EVERDIGM

FFH SYSTEM (Free Flow Hydraulic)

This type of FFH Hydraulic Pressurized Systems combined with **Rexroth**[®] pumps and **Hawe**[®] boom control block is widely recognized to all over the world due to efficiency and stability. Currently Everdigm Pumps are applying these systems for longtime and widely known and also proven the products to everyone. Based on these facts FFH systems are used all over the world and mostly welcomed. Efficient pumps, less boom bouncing and less noise for while it operates. As above all, these reasons they are providing comfortable working area.



FEATURES

PUMPING UNIT

- _____ Closed-loop Free Flow Hydraulic System
- _____ Inductive Proximity Switch and Indicator
- _____ Single Lip Concrete Piston
- _____ Hard-Chromed Concrete Cylinder

BOOM & STRUCTURE

- _____ 4 Stage Z-Folding Boom
- _____ Diagonal Extension Front Outrigger (One Stage)
- _____ Telescopic Rear Outrigger (One Stage)
- _____ Outrigger Pilot Check Valves
- _____ Rack Gear Cylinder Type Boom Slewing
- _____ High Pressure End Hose (3m)
- _____ Boom & Deck Pipe Diameter 125mm
- _____ Greasing Port on Boom Link and Pedestal
- _____ Bubble Gauge on Both Side
- _____ Hinged Type Side Plates on Platform
- _____ Water Pump, Water Tank, Cleaning Hose and Spray Nozzle
- _____ Working Light on Pedestal and Platform

HOPPER

- _____ Easy Clean Type Hopper
- _____ Hi-Manganese Agitating Paddle
- _____ 600 Liter Volume Hopper
- _____ Hopper Outlet Diameter 180mm
- _____ S2018 Type S-tube (Dia.200-180mm)
- _____ Flap Elbow (Dia.180-150mm) with Cleaning Port
- _____ Reducing Pipe (150-125mm)
- _____ Tungsten Carbide Wear Ring and Plate
- _____ Hydraulic Agitator Motors on Both Side Hopper
- _____ Auto Lubrication
- _____ Working Light on Hopper

- _____ Direct connecting main pump and hydraulic cylinders improve pumping efficiency
- _____ Less peak pressure & less boom bouncing by peak pressure control
- _____ No need of big oil tank
- _____ Cut down maintenance cost
- _____ Applying suction filter
- _____ Prevent contamination in main pump
- _____ Centralized pumping controller
- _____ Easy access and maintenance

CONTROL KIT

- _____ Wire Remote Control (40m Cord)
- _____ Wireless Remote Control (Proportional)
- _____ Remote ON/OFF Pumping
- _____ Remote ON/FF Engine
- _____ Infinite Variable RPM Control
- _____ Boom Control Block
- _____ Outrigger Control Block on Both Side
- _____ Emergency Stop Switch
- _____ Electric Main Control Panel and Local Controller
- _____ Pneumatic Solenoid Valve Type PTO Control
- _____ Stroke Changeover Switch

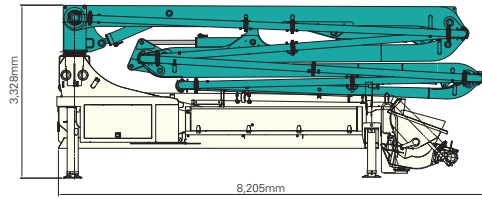
OPTIONAL

- | | |
|-----------|--------------------------------|
| Boom | Twin Wall Pipe |
| | Auto Lubrication |
| | Working Light |
| Outrigger | Outrigger Pads and Compartment |
| | Cover |
| Hopper | Safety Device |
| | Central Manual Lubrication |
| | Vibrator |
| Platform | Aluminum Platform |
| | Handrail on Rear Step |
| | Spare Tire Storage Bracket |
| Paint | Customized Color |

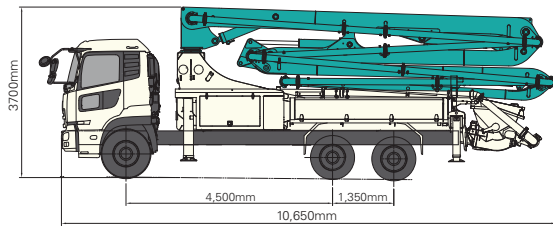
Note) For more optional item not mentioned above please consult the manufacture.

SPECIFICATIONS

DIMENSIONS



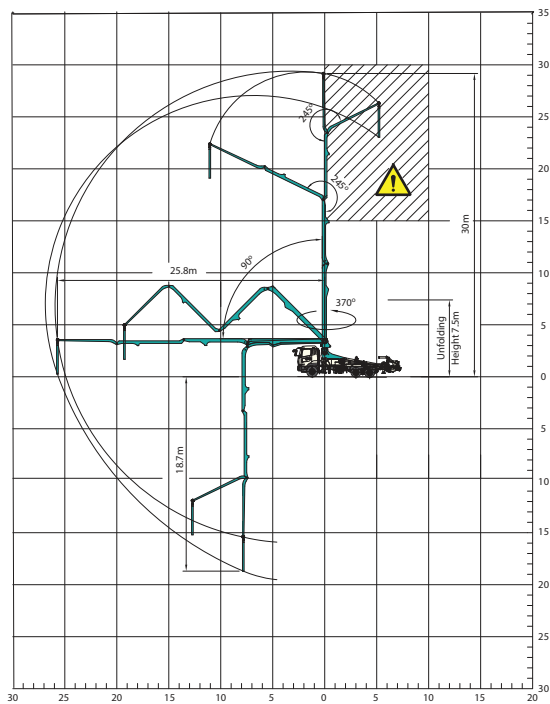
Pump Unit Weight	13,200kg
Water Tank Capacity	400L



Front Axle Loading Weight	7,000kg
Rear Axles Loading Weight	14,800kg

* Weight and dimension figures here are subject to change on various chassis option and additional axle application etc.

WORKING RANGE



⚠ Don't use in caution area

UNIT : m

PUMP

Pump Cell	1609	1611
Control System	Closed Free Flow Hydraulic	
Main Pump	A4VG125	A4VG180
Concrete Cylinder (mm)	Dia.200	230
	Stroke 1,600	1,600
Drive Cylinder (mm)	Dia.110	140
	Stroke 1,600	1,600
Theoretical Concrete Output (m ³ /h)	90	110
Theoretical Concrete Pressure (bar)	70	85
Stroke No. (per minute)	25	27
Transfer Tube Type	S-Tube, S2018 (Dia. 200-180mm)	
Hopper Volume (liter)	600	600

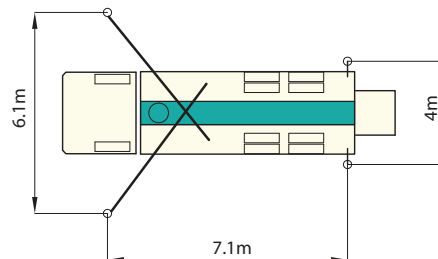
BOOM

Folding Type	4 Stage Z-folding
Slewing Angle	370deg.
Max. Vertical Reach	30m
Max. Horizontal Reach	25.8m
Max. Depth Reach	18.7m (incl. End Hose 3m)
Unfolding Height	7.5m
End Hose Length	3m
Delivery Pipe Dia.	125mm

OUTRIGGER

Front Outrigger	One Stage Diagonal Extension
	Full Spread Width 6.1m
Rear Outrigger Type	One Stage Telescopic
	Full Spread Width 4m

OUTRIGGER SPREAD



Note) Technical amendments are reserved. The specifications are subject to change with or without prior notice.

EVERDIGM

EVERDIGM is large sized company with \$250M turnover providing customers across the world with its quality products. EVERDIGM has been working and growing based on the platform of advanced quality, professionalism and real satisfaction. Standing behind the customers taking responsibility at all stage its product life cycle is EVERDIGM's commitment.



Build the Future

The spirit, "build the future", enables EVERDIGM to make a remarkable growth over 80 countries now. EVERDIGM offers the best value concrete pump which is key to build the brighter future for dealers and customers.

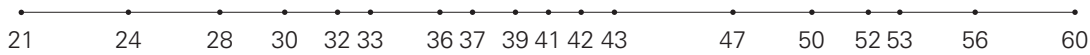
Concrete Pump

- Free Flow Hydraulic System
- Boom Pump Ranging from 21M to 60M
- Placing Boom of Various Design
- High Pressure Trailer and Line Pump



Truck Mounted Boom Pump Line-up (Max. Vertical Reach)

Unit : m



Trailer Pump Line-up (Max. Concrete Pressure)

Unit : bar



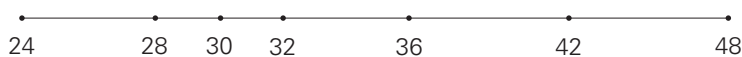
Line Pump Line-up (Max. Concrete Pressure)

Unit : bar



Placing Boom Line-up (Max. Horizontal Reach)

Unit : m



Distributed by

Head Office & Factory
332-3, Janggwan-Ri, Jincheon-Eub, Chungcheongbuk-Do, Korea
Tel_+82-43-530-3300 Fax_+82-43-530-3429

Sales & Marketing Office
Room #1203, Woolim Lion's Valley 2, 680, Gasan-Dong, Geumcheon-Gu, Seoul, Korea
Tel_+82-2-801-0800 Fax_+82-2-801-0899

@EVERDIGM Corp. Printed in Korea

